


MARKTSITUATION FÜR PARKETT

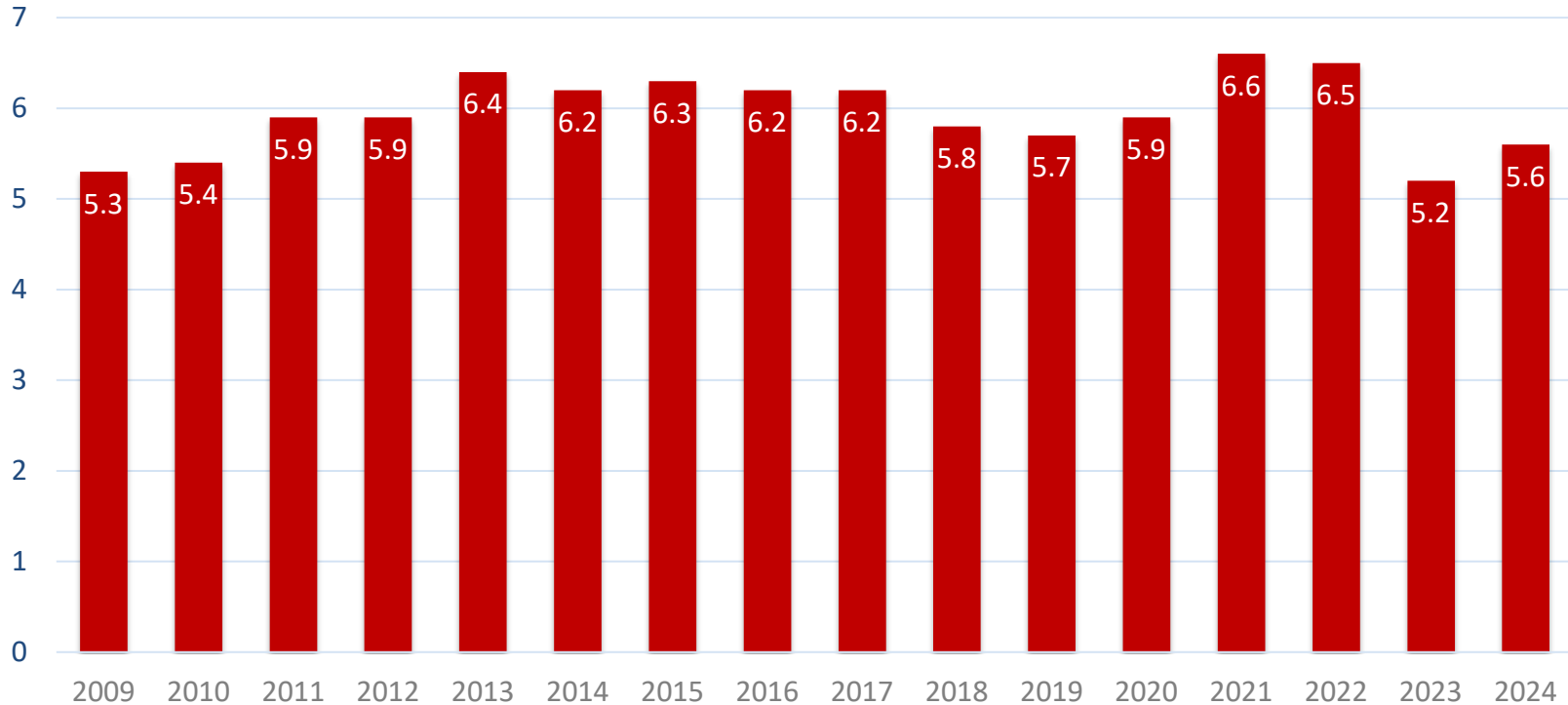


ISP



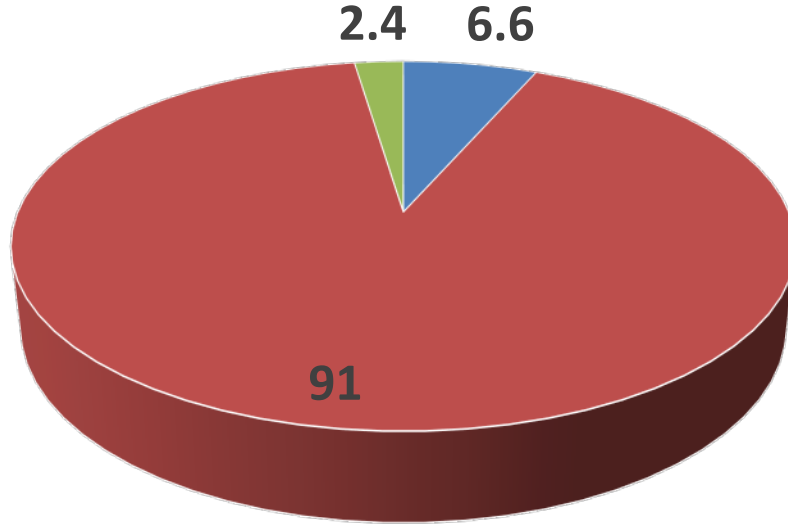
MARKTSITUATION FÜR PARKETT

Parkettverbrauch Schweiz (Mio m²) Quelle Aussenhandelsstatistik/ISP



MARKTSITUATION FÜR PARKETT

Parkettverbrauch Schweiz Produktanteile 2024 (%) Schätzung ISP

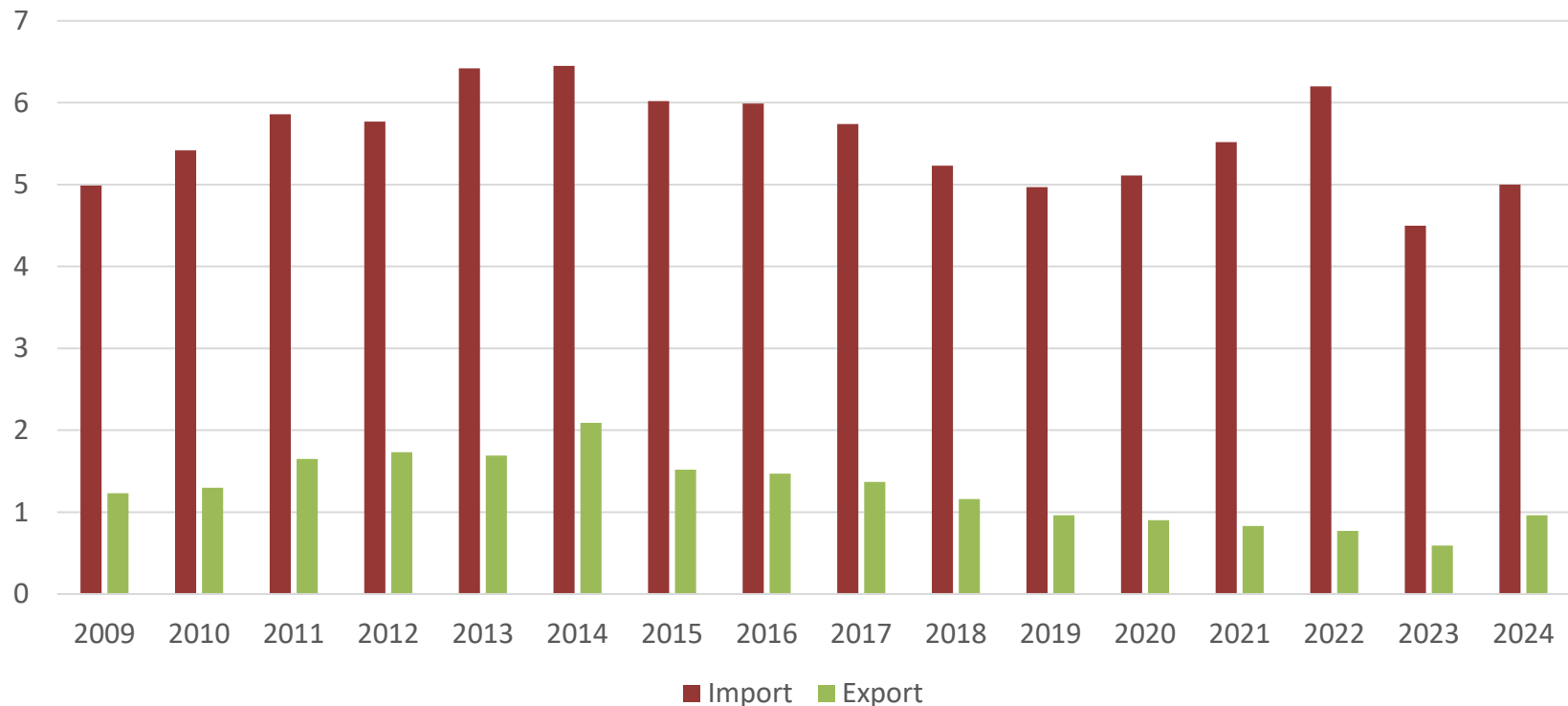


■ Mosaikparkett/Hochkantparkett ■ Fertigparkett ■ Massivparkett

MARKTSITUATION FÜR PARKETT

Parkett-Import/-Export Schweiz (Mio m²)

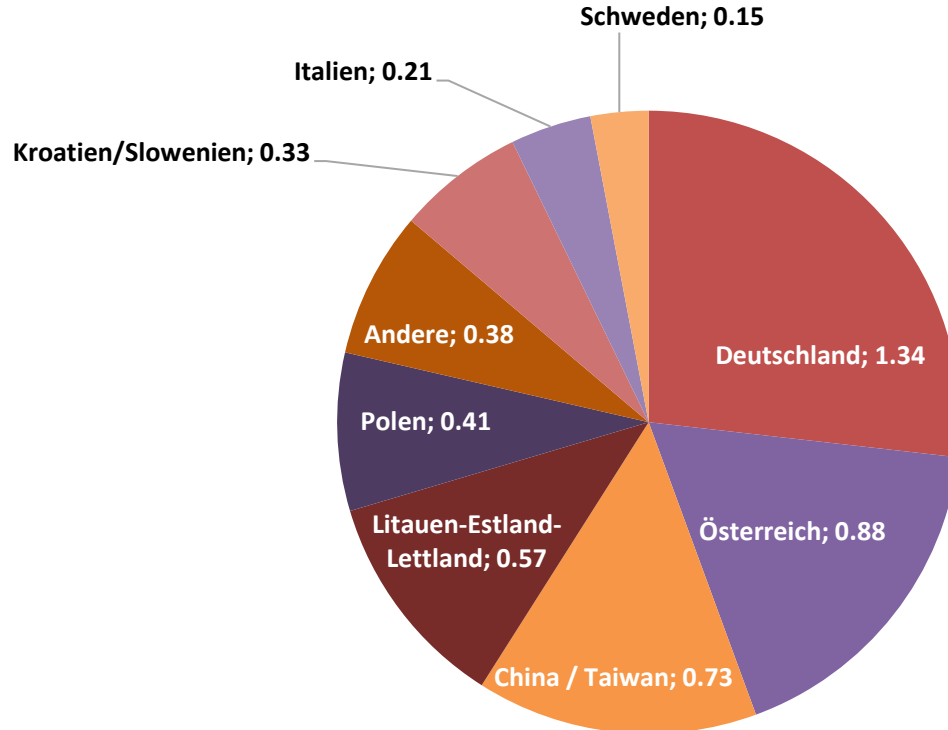
Quelle: Aussenhandelsstatistik/ISP



MARKTSITUATION FÜR PARKETT

Parkett-Import 2024 (Mio m²)

Quelle: Aussenhandelsstatistik/Schätzung ISP

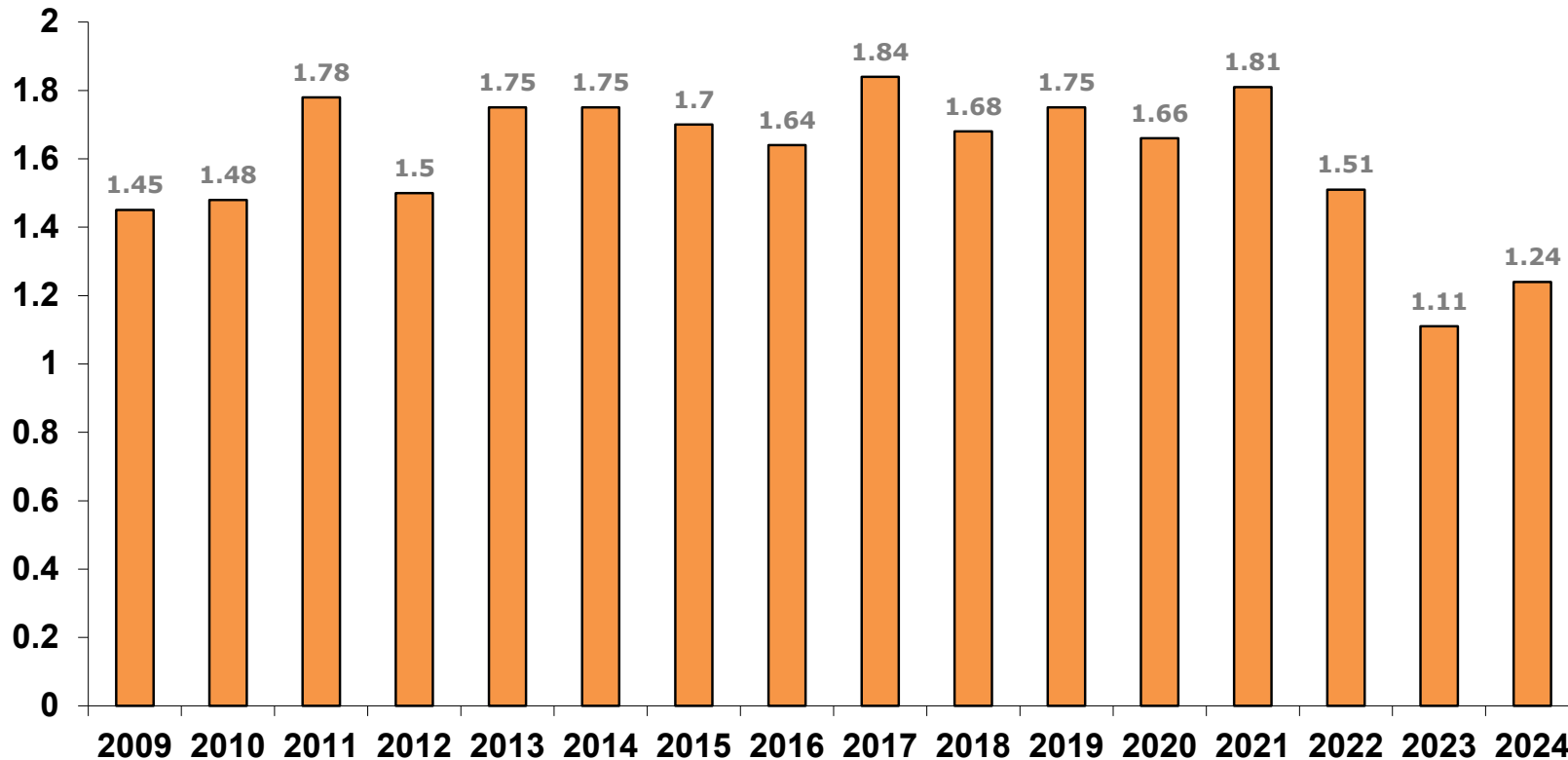


MARKTSITUATION FÜR PARKETT

Parkettproduktion Schweiz (Mio m²) Quelle ISP



ISP

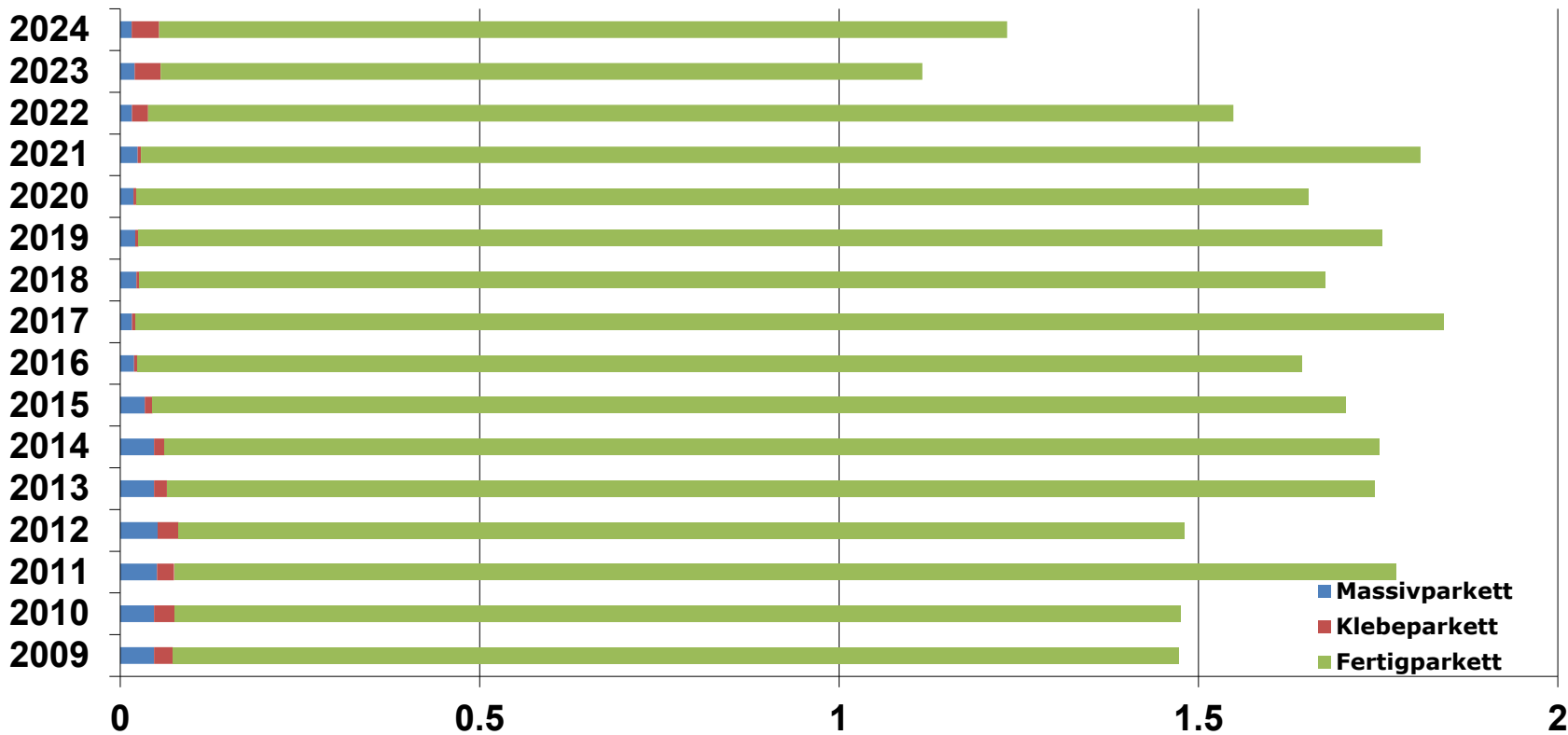


MARKTSITUATION FÜR PARKETT

Parkett Produktanteile Schweiz PRODUKTION (Mio m²) Quelle ISP



ISP



MARKTSITUATION FÜR PARKETT

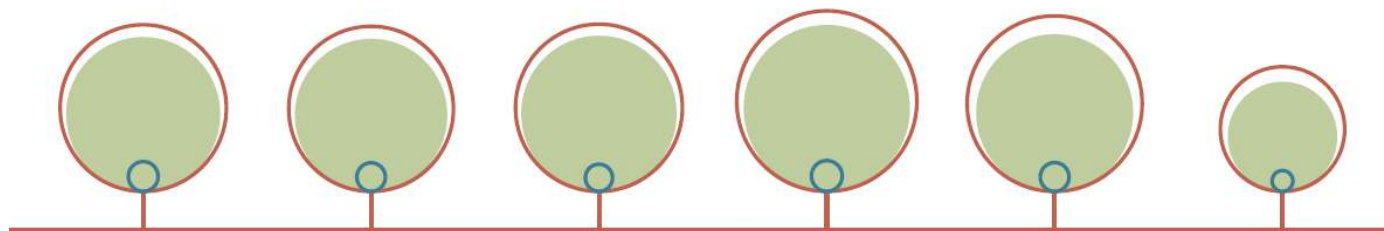


ISP



MARKTSITUATION FÜR PARKETT

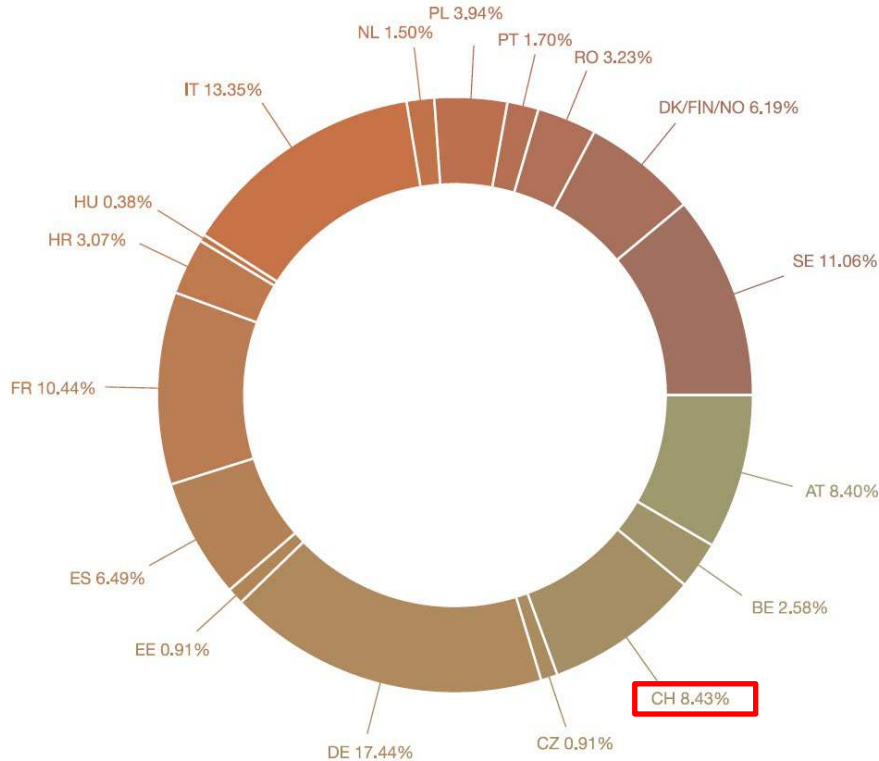
Parkettverbrauch/-produktion in Europa (1000 m²) Quelle FEP



Million sqm	2018	2019	2020	2021	2022	2023
Production FEP countries	76,601	75,728	77,274	81,851	78,012	54,394
Production European non-FEP countries	14,800	14,200	13,500	15,300	14,300	10,350
Consumption FEP countries	82,717	81,946	83,022	89,625	87,116	61,869

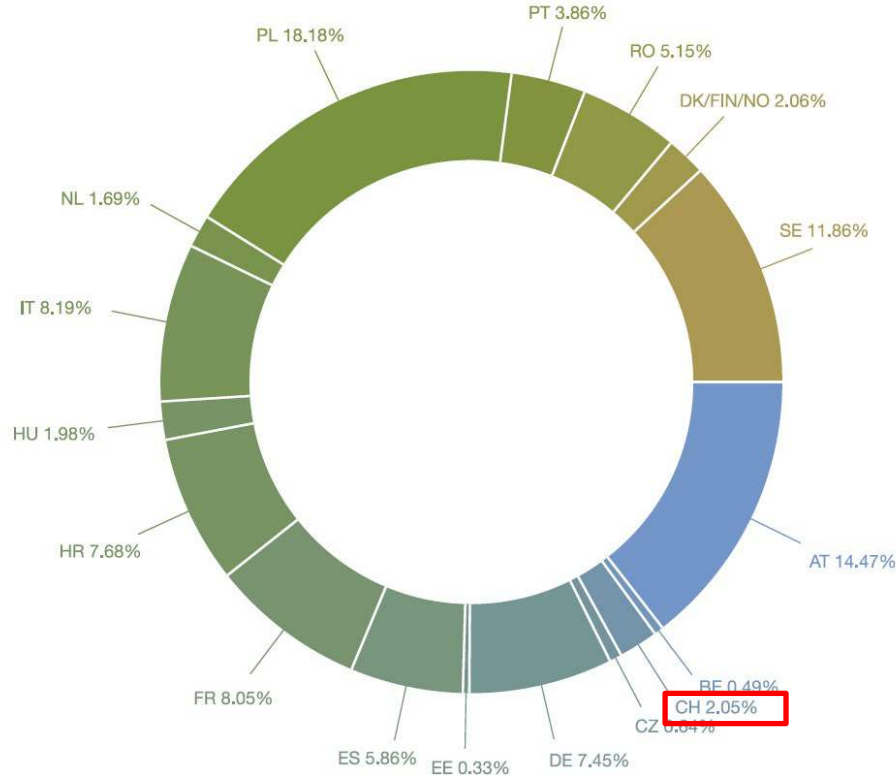
MARKTSITUATION FÜR PARKETT

Parkettverbrauch 2023 nach Ländern in Europa Quelle FEP



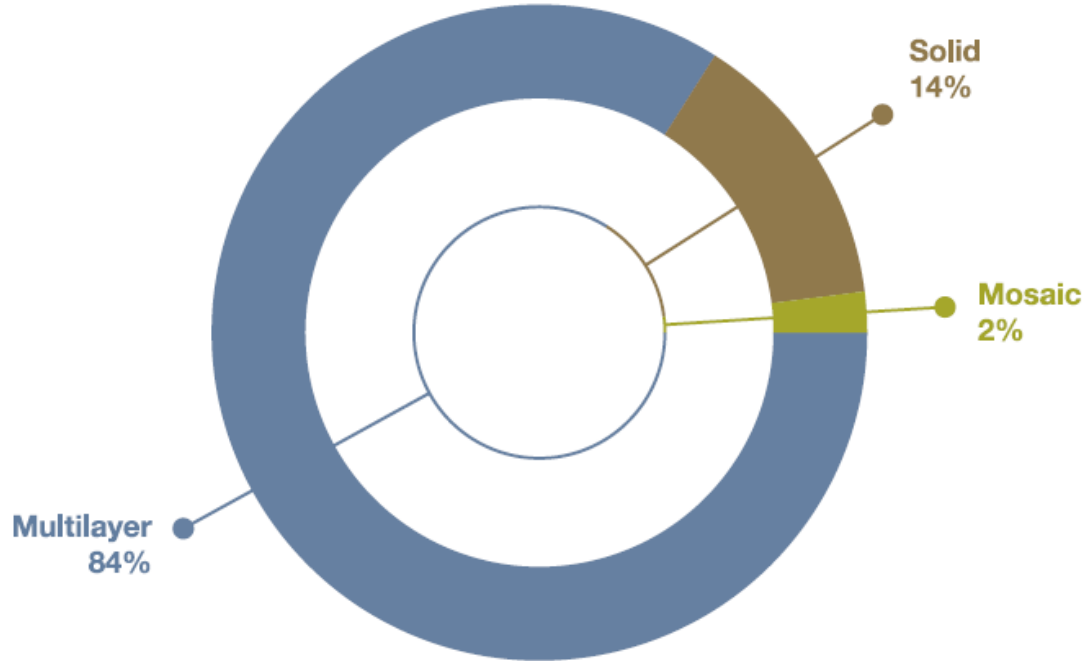
MARKTSITUATION FÜR PARKETT

Parkettproduktion 2023 nach Ländern in Europa Quelle FEP



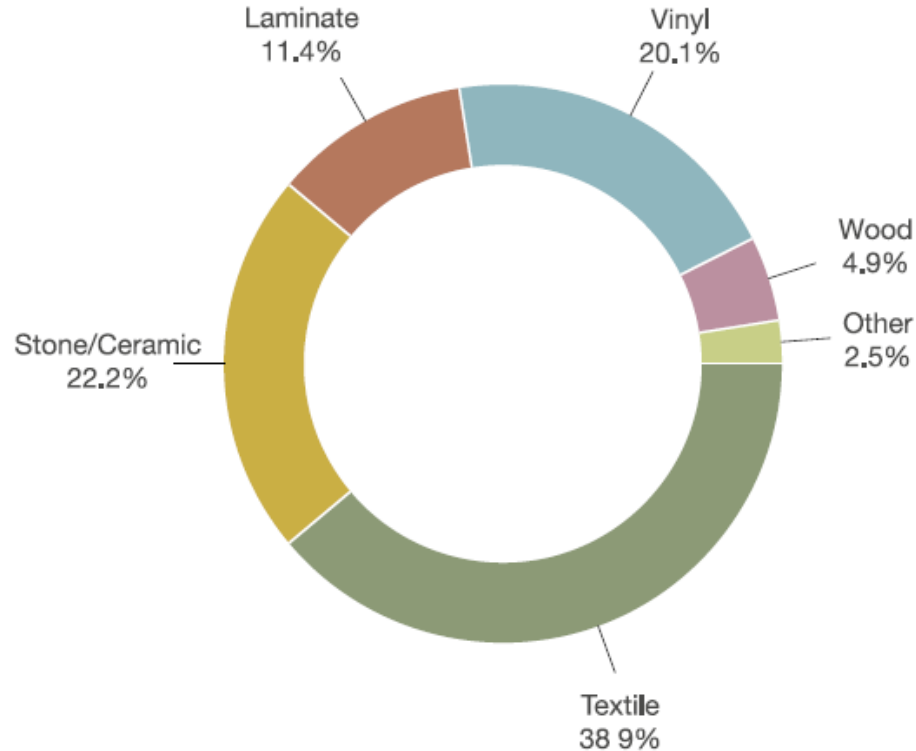
MARKTSITUATION FÜR PARKETT

Parkett Produktanteile Europa PRODUKTION 2023 (%) Quelle FEP



MARKTSITUATION FÜR PARKETT

Marktanteile 2023 Bodenbelagsarten in Westeuropa (%) Quelle FEP

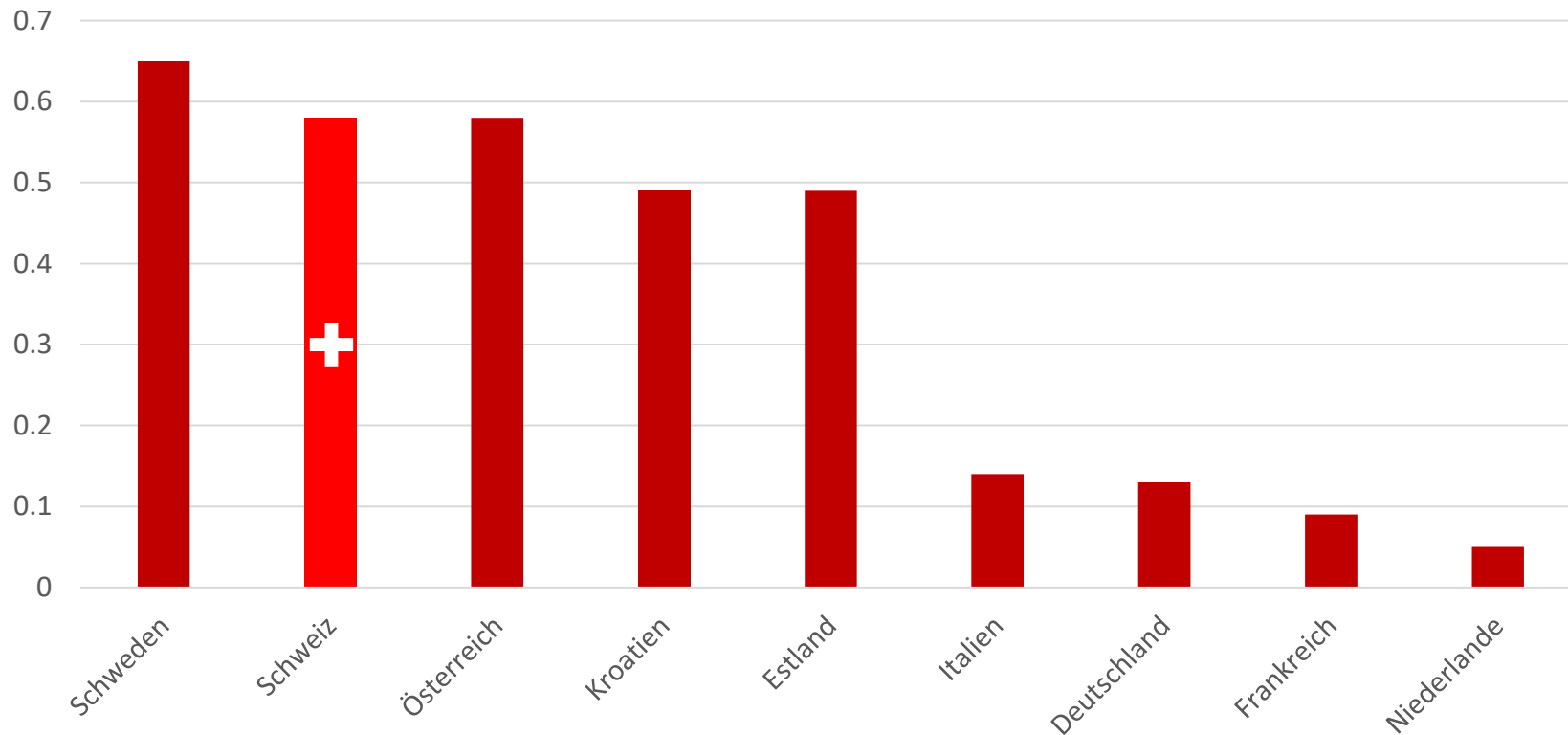


MARKTSITUATION FÜR PARKETT



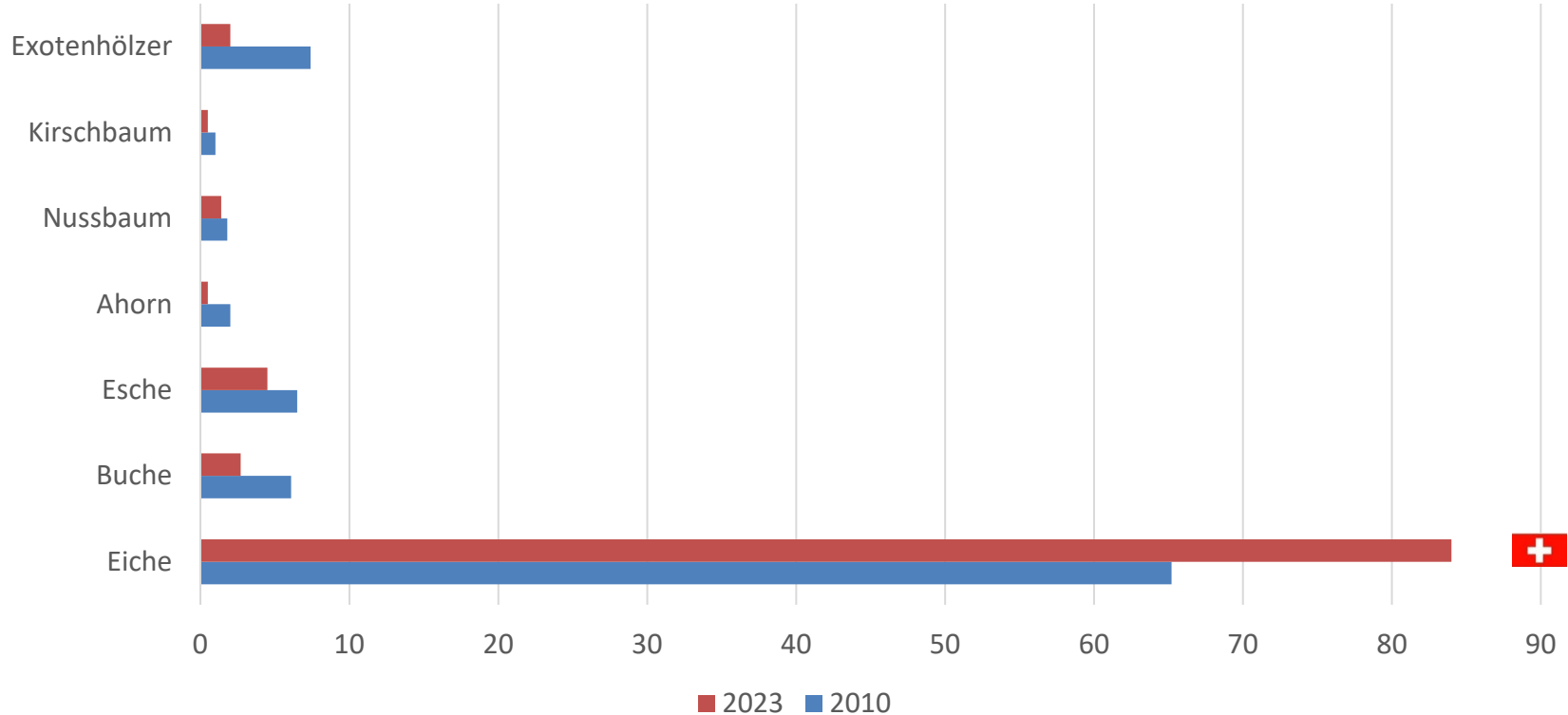
ISP

Parkettverbrauch pro Einwohner 2023 (m²) Quelle FEP



MARKTSITUATION FÜR PARKETT

Parketthölzer in Europa 2023/2010 (%) Quelle FEP



MARKTSITUATION FÜR PARKETT



ISP

Parketthölzer in Europa 2023 Quelle FEP

Usage rate in % in 2023	AT	BE	+ CH	CZ	DE	DK	EE	ES	FR	HR	HU	IT	NL	PL	PT	RO	FI	NO	SE
Oak	80.0	85.0	98.5	90.0	86.0	45.0	74.0	70.0	96.0	95.0	87.0	75.0	96.0	90.0	82.0	66.0	84.5	92.0	85.0
Red oak	0.0	0.0	0.0	0.0	0.0	0.0	0.0	0.0	0.0	0.0	0.0	0.0	0.0	0.0	0.0	4.0	0.0	0.0	1.0
Beech	0.0	0.0	0.3	0.0	3.0	29.0	0.0	4.0	2.0	1.0	5.0	0.0	0.0	0.5	0.0	5.0	1.1	0.0	1.0
Ash	8.0	0.0	0.2	4.0	3.0	10.0	18.0	2.0	0.0	1.0	5.0	0.0	0.0	9.0	2.0	7.0	6.9	1.0	8.0
Birch	0.0	0.0	0.1	0.0	0.0	0.0	0.0	0.0	0.0	0.0	0.0	0.0	0.0	0.0	0.0	0.0	3.6	0.0	1.0
European Maple	0.0	0.0	0.0	0.0	1.0	3.0	0.0	0.0	0.0	1.0	0.0	0.0	0.0	0.0	1.0	1.0	0.5	0.0	0.0
Canadian Maple	0.0	0.0	0.4	0.0	0.0	0.0	0.0	0.0	0.0	0.0	0.0	0.0	0.0	0.0	0.0	0.5	0.4	0.0	0.0
Chestnut	0.0	0.0	0.0	0.0	0.0	0.0	0.0	0.0	2.0	0.0	0.0	0.0	0.0	0.0	0.0	0.5	0.0	0.0	0.0
Walnut	2.0	0.0	0.8	4.0	0.0	0.0	3.5	2.0	0.0	1.0	1.0	0.0	0.0	0.0	8.0	2.0	1.3	0.0	1.0
Cherry	0.0	0.0	0.1	0.0	1.0	0.0	0.0	5.0	0.0	1.0	0.0	0.0	0.0	0.0	0.0	1.5	0.3	0.0	0.0
Acacia	0.0	0.0	0.1	0.0	0.0	0.0	0.0	3.0	0.0	0.0	1.0	0.0	0.0	0.0	0.0	1.0	0.0	0.0	0.0
Pine	0.0	0.0	0.0	0.0	0.0	8.0	0.0	3.0	0.0	0.0	0.0	0.0	0.0	0.0	0.0	1.0	0.1	7.0	3.0
Eucalyptus	0.0	0.0	0.0	0.0	0.0	0.0	0.0	4.0	0.0	0.0	0.0	0.0	0.0	0.0	0.0	0.5	0.0	0.0	0.0
Tropical timber	0.0	10.0	0.0	2.0	0.0	2.0	0.5	7.0	0.0	0.0	1.0	0.0	0.0	0.5	7.0	6.0	1.3	0.0	0.0
Other	10.0	5.0	0.1	0.0	6.0	3.0	4.0	0.0	0.0	0.0	0.0	25.0	4.0	0.0	0.0	4.0	0.0	0.0	0.0